



All data as of 3/31/2025

INVEST IN WHAT'S **REAL**®

Fund Details

The United States Copper Index Fund® (CPER) is an exchange-traded security. CPER is listed on the NYSE Arca.

The investment objective of CPER is for the daily changes in percentage terms of its shares' per share net asset value (NAV) to reflect the daily changes in percentage terms of the SummerHaven Copper Index Total ReturnSM, less CPER's expenses.

The SummerHaven Copper Index Total ReturnSM ("SCITR") is an index designed to reflect the performance of the investment returns from a portfolio of copper futures contracts on the COMEX exchange. The SCITR is comprised of either one or three Eligible Copper Futures Contracts that are selected on a monthly basis based on quantitative formulas relating to the prices of the Eligible Copper Futures Contracts developed by SummerHaven Index Management LLC. The SCITR is owned and maintained by SummerHaven Index Management LLC and calculated and published by the NYSE Arca.

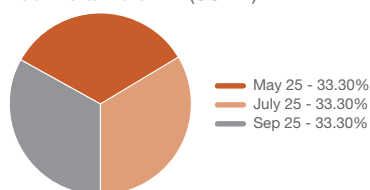
The SCITR is rules-based and is rebalanced monthly based on observable price signals. CPER is rebalanced each month to reflect these changes to the index.

The portfolio consists of copper futures contracts and, to a lesser extent, in order to comply with regulatory requirements, risk mitigation measures (including those that may be taken by CPER, CPER's futures commission merchants, counterparties or other market participants), liquidity requirements, or in view of market conditions, other copper-related forwards and swap contracts. These investments will be collateralized by cash, cash equivalents and US government obligations with remaining maturities of two years or less.

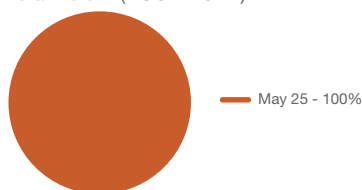
Copper is a metal that has global and widespread uses across multiple industries. Copper futures contracts are one of the most actively traded of the metals futures contracts and serve as the single commodity in the SCITR.

Sector Allocation & Index Comparisons

SummerHaven Copper Index Total ReturnSM (SCITR)¹



Bloomberg Copper Subindex Total Return (BCOMHGTR)²



Performance

	1 Mo	3 Mo	YTD	1 Yr	5 Yr	10 Yr	Since Inception Cumulative (11/15/2011)	Since Inception Annualized (11/15/2011)
CPER (NAV)	10.95%	24.85%	24.85%	25.70%	17.68%	5.44%	26.00%	1.74%
Share Price	11.35%	25.60%	25.60%	25.80%	17.91%	5.44%	26.40%	1.77%
SCI TR	11.04%	25.23%	25.23%	26.99%	18.83%	6.52%	44.28%	2.78%
BCOMHGTR	11.09%	25.13%	25.13%	27.27%	18.63%	6.20%	38.70%	2.47%

The performance data quoted above represents past performance. Past performance is not indicative of future results. Investment return and value of the Fund shares will fluctuate so that an investor's shares, when sold, may be worth more or less than their original cost. Current performance may be lower or higher than performance data quoted. Performance data current to the most recent month end may be obtained by visiting www.uscfinvestments.com.

The Fund's NAV is calculated by dividing the value of the Fund's total assets less total liabilities by the number of shares outstanding. Share Price returns are based on closing prices for the Fund and do not represent the returns an investor would receive if shares were traded at other times.

Source: ¹ SummerHaven ² DeutscheBank.com

This investment is not suitable for all investors. Funds that focus on a single sector generally experience greater volatility.

Beginning with the commodity selection process that commenced 12/31/2020, the SCITR was revised to be comprised of one or three Eligible Copper Futures Contracts, to reduce the number of Futures Contracts that are Eligible Copper Futures Contracts and to make certain other changes as described in CPER's prospectus.

Fund Benefits

- CPER has features including, intra-day pricing, and market, limit, and stop orders.
- CPER offers commodity exposure without using a commodity futures account.
- CPER provides Portfolio holdings, Market price, NAV and TNA on its website each day.



United States Copper Index Fund


Fund Facts

Ticker Symbol	CPER
Intra-day Indicative Ticker	CPER.IV
NAV	\$31.50
Shares Outstanding	6,350,000
Total Net Assets	\$201,607,122.71
CUSIP	911718104
Primary Exchange	NYSE Arca
Total Expense Ratio	1.04%

Index Volatility (Feb 2015 - March 2025)

SCITR	21.14
BCOMHGTR	24.33

Source: Bloomberg



Important Considerations

CPER® is not a mutual fund or any other type of Investment Company within the meaning of the Investment Company Act of 1940, as amended, and is not subject to regulation thereunder.

- *Commodity and futures trading is highly speculative and generally volatile and are not appropriate for all investors.*
- *CPER is speculative and involves a high degree of risk. An investor may lose all or substantially all of an investment in CPER.*
- *Only authorized purchasers may purchase or sell directly with CPER in minimum blocks of 50,000 shares.*
- *CPER's share price may not closely track the SCITR, the price of the futures contracts in the SCITR, the spot prices of these commodities, or the NAV of CPER.*
- *Please review the prospectus for the breakeven calculations for CPER.*
- *Ordinary brokerage commissions apply.*
- *Shares of CPER are not FDIC insured, may lose value and have no bank guarantee.*
- *Indexes are unmanaged and do not reflect the deduction of any fees, expenses or taxes; individuals cannot invest directly in an Index.*
- *K-1s and K-3s will be available for tax reporting purposes. You may download them electronically through a link on each fund's website.*

Definitions

Bloomberg Copper Subindex Total Return (BCOMHGTR) – is an index that represents the performance of an unleveraged investment in copper futures contracts. The index consists of one futures contract; currently the Copper High grade futures contract traded on the COMEX. Prior to July 1, 2014, BCOMHG was known as the Dow Jones-UBS Copper Index.

Backwardation – describes a futures market where the prices of futures contracts, charted over a period of time, are downward sloping. As the contracts near expiration the prices tend to rise.

Volatility – is a statistical measurement that refers to the amount of uncertainty or risk about the size of changes in a given security or market index.

Contango – If the futures market is in contango, an investor would be buying a next month futures contract for a higher price than the current near month futures contract.

*SummerHaven Investment Management, LLC is the owner of the **SummerHaven Copper Index Total ReturnSM** and its service marks. The United States Copper Index Fund is distributed by ALPS Distributors, Inc., administered by The Bank of New York Mellon and United States Commodity Funds LLC is the Sponsor.*

ALPS Distributors, Inc. is not affiliated with SummerHaven or The Bank of New York Mellon.

CPER United States Copper Index Fund® and Design mark is a registered trademark and service mark of The United States Commodity Funds LLC. **The United States Commodity Funds®** is a registered trademark. All rights reserved.

© Copyright 2011-2025 United States Copper Index Fund. All rights reserved.



INVEST IN WHAT'S **REAL**®

For additional information contact: ALPS Distributors, Inc., 1290 Broadway, Suite 1000, Denver, Colorado 80203 or call 1.800.920.0259 or visit www.uscfinvestments.com.

This material must be preceded or accompanied by a prospectus. Please read it carefully before investing or sending money.

Please read any Prospectus carefully before investing.